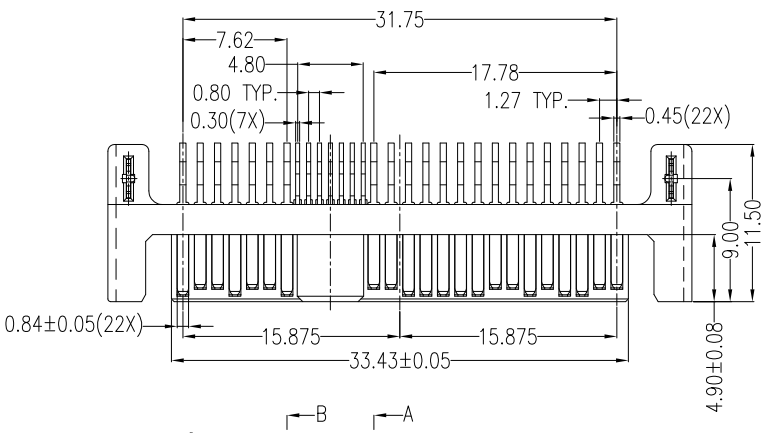

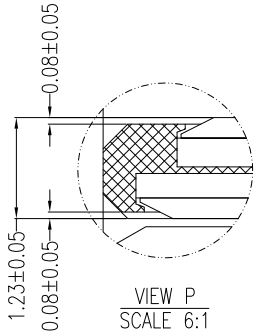

VIEW P
SCALE 6:1

Signal Segment	
Pin NO.	Type
S1	GND
S2	A+
S3	A−
S4	GND
S5	B−
S6	B+
S7	GND
S8	GND
S9	A+
S10	A−
S11	GND
S12	B−
S13	B+
S14	GND

Power Segment	
Pin NO.	Type
P1	V33
P2	V33
P3	V33
P4	GND
P5	GND
P6	GND
P7	V5
P8	V5
P9	V5
P10	GND
P11	DAS/DSS
P12	GND
P13	V12
P14	V12
P15	V12

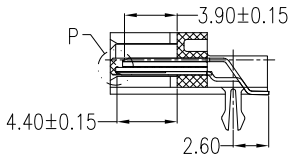

SECT A–A

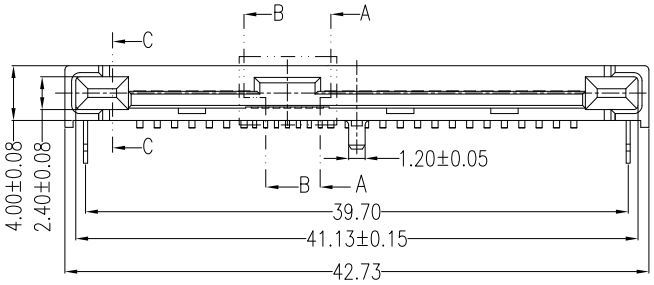

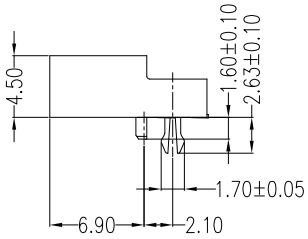

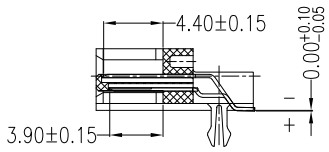

SECT B–B

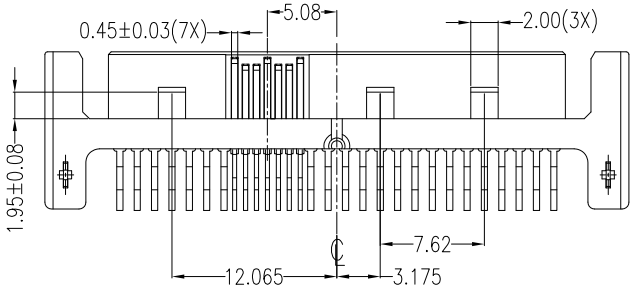

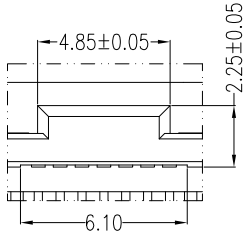

VIEW O
SCALE 2:1

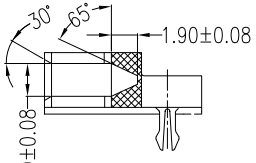

SECT C–C

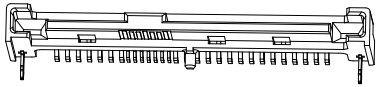

NOTES:

1. Material:
   Housing: LCP+50%G.F, UL 94V-0 Rated.
   Color: Black.
   Contact: Phosphor Bronze.
   Plating: Gold Plating over Nickel on Contact Area.
   Tin Plating on Solder Tail.
   Harpoon: Brass.
   Plating: Tin Plating over Nickel.

2. Mechanical:
   Insertion Force: 25N Max.
   Withdrawal Force: 5N Min.
   Durability: 500 Cycles

3. Electrical Specification:
   Current Rating: 1.5 Ampere per Contact.
   Contact Resistance: 30mΩ Max.
   Insulation Resistance: 1000MΩ Min.
   Dielectric Withstanding Voltage: 500 VAC.

4. Environmental:
   Operating Temperature: 0°C to +55°C

Part Number:

CSAS-M29RS40-M8

- SAS Connector Series
- M: Male Type
- 29: 7+7+15Pins
- R: Right Angle
- Product Number: M8: Reverse, H=4.0mm
- 0: Black Color
- 4: 30u" Plating
- S: SMT Type

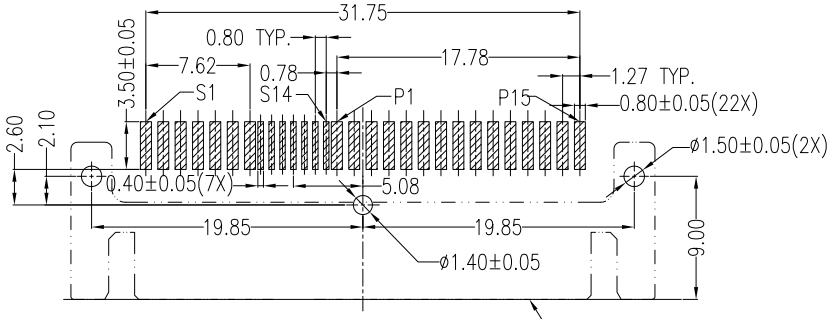

PCB LAYOUT(T=1.60mm)
COMPONENT SIDE

REV	DATE	DESCRIPTION
A	09/09/10	RELEASED FOR PRODUCTION

UNLESS OTHERWISE SPECIFIED DIMENSIONS ARE IN MM
TOLERANCES ARE:
DECIMALS: .X ± .38, .XX ± .25, .XXX ± .20
ANGLES: ± 3°

DO NOT SCALE DRAWING

CAD GENERATED DRAWING, DO NOT MANUALLY UPDATE

APPROVALS		DATE
DRAWN	Chris	09/09/10
CHECKED	Cindy	09/09/10
APPV	Jason	09/09/10

SHEET 1 OF 1 | SCALE NONE

凱聯科技股份有限公司
Conn-Link Technology Inc.

DESCRIPTION: SAS Connector, 7+7+15P Male, Right Angle Reverse Type, SMD, H=4.0mm Height

DWG. NO. CSAS-M29-M08 | REV. A