

Power Segment			
Name	Type	Name	Type
P1	V33	P9	V5
P2	V33	P10	GND
P3	V33	P11	DAS/DSS
P4	GND	P12	GND
P5	GND	P13	V12
P6	GND	P14	V12
P7	V5	P15	V12
P8	V5		

NOTES:

1. Material:

Housing: LCP+50%G.F, UL 94V-0 rated.
 Color: Black.
 Contact: Phosphor Bronze.
 Plating: Gold Plating over Nickel on Contact Area.
 Tin Plating on Solder tail.
 Harpoon: Brass.
 Plating: Tin Plating over Nickel.

2. Mechanical:

Insertion Force: 45N Max.
 Withdrawal Force: 10N Min.
 Durability: 500 Cycles

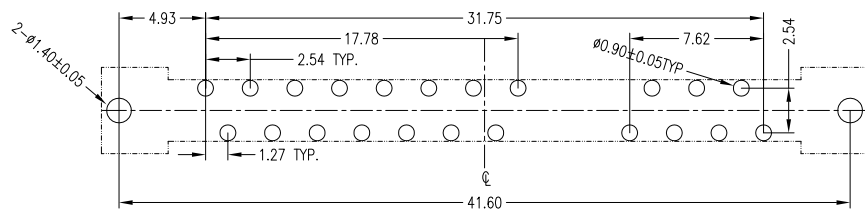
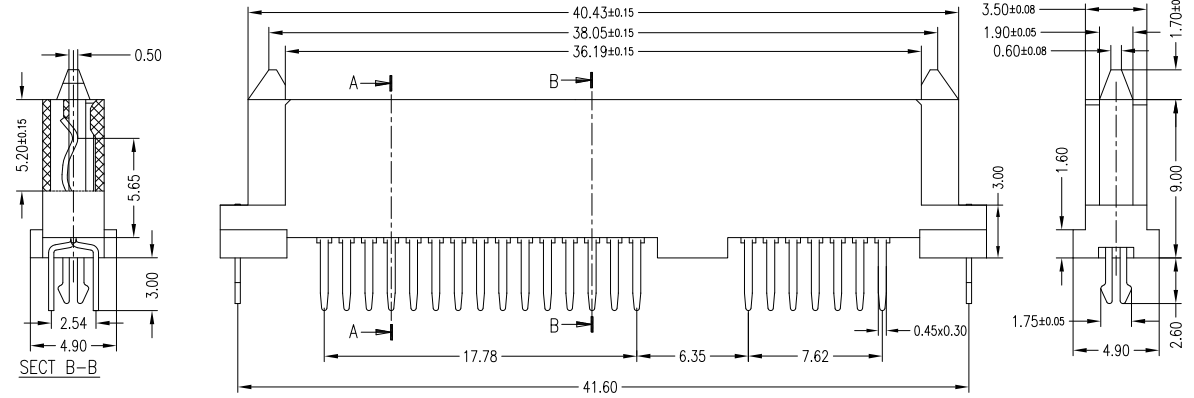
3. Electrical Specification:

Operation Voltage: 100VAC Max.
 Current Rating: 1.5 Ampere per Contact.
 Contact Resistance: 30mΩ Max.
 Insulation Resistance: 1000MΩ Min.
 Dielectric Withstanding Voltage: 500 VAC.

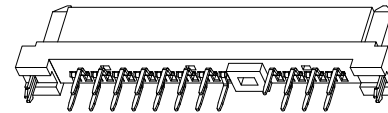
4. Environmental:

Operating Temperature: -55°C to +85°C

Signal Segment	
Name	Type
S1	GND
S2	A+
S3	A-
S4	GND
S5	B-
S6	B+
S7	GND



P.C.B LAYOUT
TOP VIEW



Part Number:

CSAT-F22VD3 0-08

Serial ATA Series
 F: Female Type
 22: 7+15Pins
 V: Vertical

08: H=10.7mm High
 0: Black Color
 3: 15u" Plating
 D: DIP Type

A	04/27/10	RELEASED FOR PRODUCTION	
REV	DATE	DESCRIPTION	
UNLESS OTHERWISE SPECIFIED DIMENSIONS ARE IN MM TOLERANCES ARE:		CAD GENERATED DRAWING, DO NOT MANUALLY UPDATE	
DECIMALS	ANGLES	APPROVALS	DATE
.X ± .38	± 3°	DRAWN Chris	04/27/10
.XX ± .25		CHECKED Cindy	04/27/10
.XXX ± .20		APPV Jason	04/27/10
DO NOT SCALE DRAWING	SHEET 1 OF 1	SCALE NONE	DWG. NO. CSAT-F22-R0K
		REV. A	



Serial ATA 7+15P Female, Vertical
DIP Two Row Type, H:10.7mm