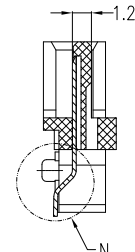
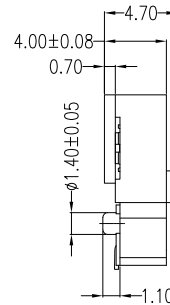
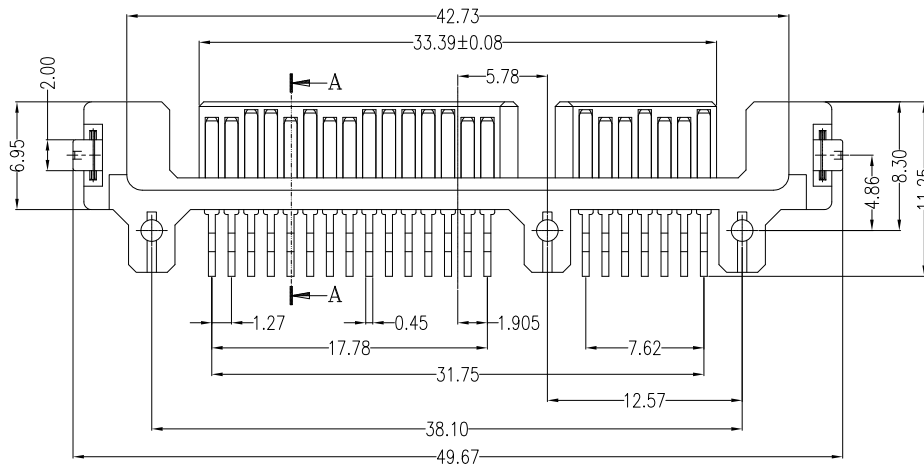
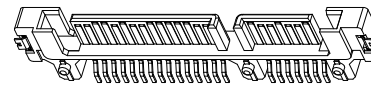


VIEW M
SCA 5:1

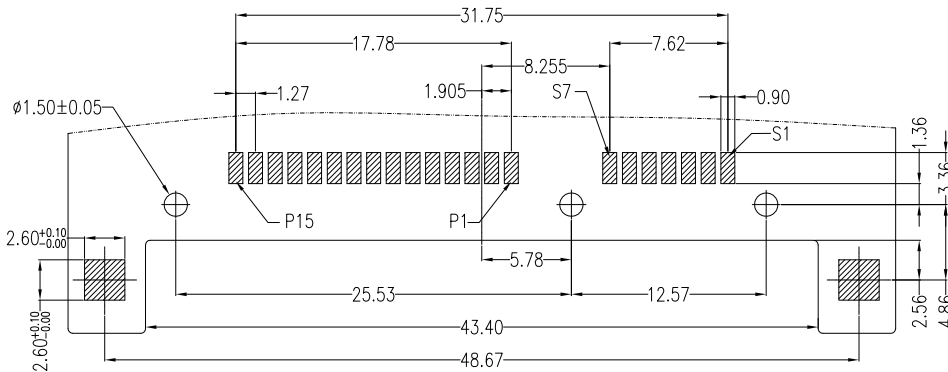
VIEW N
SCA 5:1



SECTION A-A



Product 3D Dwg



PCB LAYOUT

NOTES:

1. Material:

Housing: LCP, UL 94V-0 Rated.
 Color: Black.
 Contact: Brass.
 Plating: Gold plating over Nickel on contact area; Tin plating on solder tail.
 Harpoon: Brass.
 Plating: Tin plating over Nickel.

2. Mechanical:

Insertion Force: 45N max.
 Withdrawal Force: 10N min.
 Durability: 500 cycles

3. Electrical Specification:

Current Rating: 1.5 Ampere per contact.
 Contact Resistance: 30 Milliohms max.
 Insulation Resistance: 1000 megohms min.
 Dielectric Withstanding Voltage: 500 V AC.

4. Environmental:

Operating Temperature: -55°C to +125°C

Part Number:

CSAT-M22RS30-S3

Serial ATA Series
 M: Male Type
 22: 7+15Pins
 R: Right Angle
 3: H=4.7mm High
 S: Standard Type
 0: Black Color
 3: 15u" Plating
 S: SMT Type

A	12/06/06	RELEASED FOR PRODUCTION	
REV	DATE	DESCRIPTION	
UNLESS OTHERWISE SPECIFIED DIMENSIONS ARE IN MM TOLERANCES ARE:		 Serial ATA 7+15P, Male, Right Angle Standard, SMT, H:4.7mm High	
DECIMALS	ANGLES		
.X ± .38	± 3°		
.XX ± .25			
.XXX ± .20		APPROVALS	DATE
		DRAWN Chris	12/01/06
		CHECKED Cindy	12/05/06
		APPV Jason	12/06/06
DO NOT SCALE DRAWING	SHEET 1 OF 1	SCALE NONE	DWG. NO. CSAT-M22-0C3
			REV. A