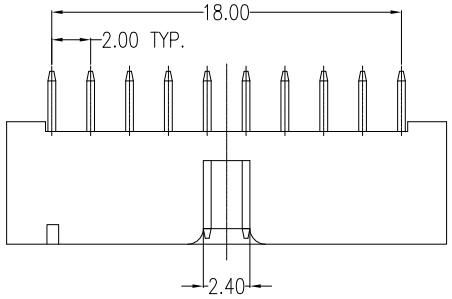

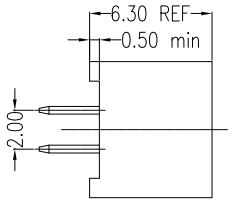

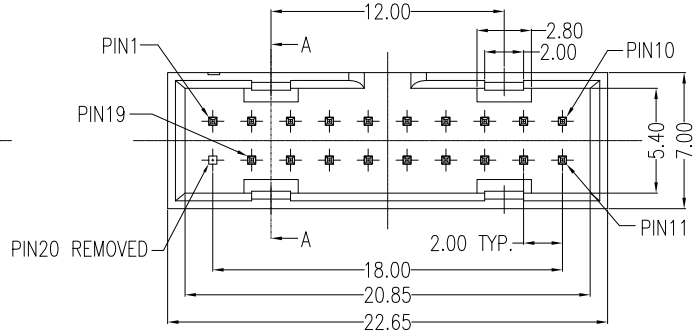

PIN NO.	SIGNAL	DESCRIPTION
1	Vbus	Power
2	IntA_P1_SSRX−	USB 3 ICC Port1 SuperSpeed Rx−
3	IntA_P1_SSRX+	USB 3 ICC Port1 SuperSpeed Rx+
4	GND	GND
5	IntA_P1_SSTX−	USB 3 ICC Port1 SuperSpeed Tx−
6	IntA_P1_SSTX+	USB 3 ICC Port1 SuperSpeed Tx+
7	GND	GND
8	IntA_P1_D−	USB 3 ICC Port1 D−(USB2 Signal D−)
9	IntA_P1_D+	USB 3 ICC Port1 D+(USB2 Signal D+)
10	ID	Over Current Protection
11	IntA_P2_D+	USB 3 ICC Port2 D+(USB2 Signal D+)
12	IntA_P2_D−	USB 3 ICC Port2 D−(USB2 Signal D−)
13	GND	GND
14	IntA_P2_SSTX+	USB 3 ICC Port2 SuperSpeed Tx+
15	IntA_P2_SSTX−	USB 3 ICC Port2 SuperSpeed Tx−
16	GND	GND
17	IntA_P2_SSRX+	USB 3 ICC Port2 SuperSpeed Rx+
18	IntA_P2_SSRX−	USB 3 ICC Port2 SuperSpeed Rx−
19	Vbus	Power

NOTES:

1. Material:
   Housing: Nylon 9T, UL 94V-0 Rated;
   Color: Black.
   Contact: Brass.
   Plating: Au Plating on Contact Area;
   Sn Plating on Solder Tail;
   Ni Underplating over All.

2. Mechanical:
   Insertion Force: 35N Max.
   Withdrawal Force: 15N Min.
   Durability: 25 Cycles.

3. Electrical Specification:
   Current Rating: 0.5A/Pin Min Except That VBUS Pin is 1.5A.
   Contact Resistance: 30mΩ Max.Change of All Pins: 20mΩ
   Insulation Resistance: 100MΩ Min
   Dielectric Withstanding Voltage: 500V AC for 1 Minute.

4. Environmental:
   Operating Temperature: -40°C to +85°C.

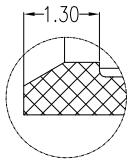

DETAIL B
SCALE 3:1

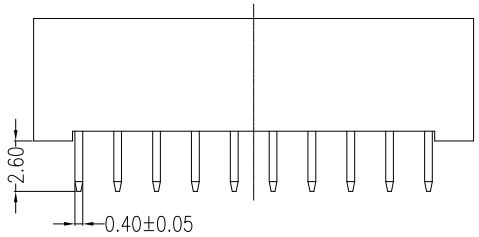

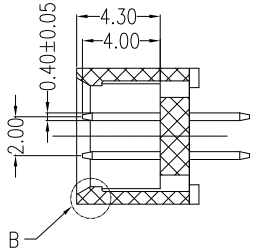

SECT A–A

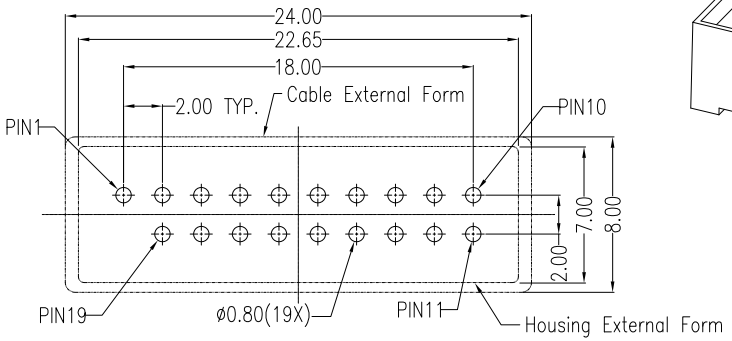

PCB LAYOUT(COMPONENT SIDE)
T=1.60mm All Tolerance IS ±0.05

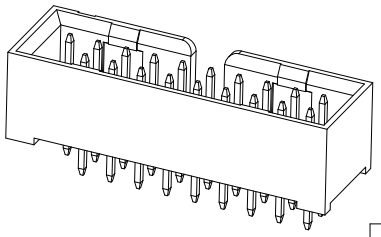

Part Number:

CU3I-M19VDG0-I2

- USB3.0 Internal Series
- M: Male
- 19: 19Pins
- V: Vertical
- D: DIP Type
- G: Gold Flash
- 0: Black Color
- Product Number: I2: Straight DIP, PA9T

REV	DATE	DESCRIPTION
A	12/30/20	RELEASED FOR PRODUCTION

UNLESS OTHERWISE SPECIFIED DIMENSIONS ARE IN MM
TOLERANCES ARE:
DECIMALS: .X ± .38, .XX ± .25, .XXX ± .20
ANGLES: ± 3°

DO NOT SCALE DRAWING

CAD GENERATED DRAWING, DO NOT MANUALLY UPDATE

APPROVALS		DATE
DRAWN	Chris	12/30/20
CHECKED	Cindy	12/30/20
APPV	Jason	12/30/20

SHEET 1 OF 1 | SCALE NONE

凱聯科技股份有限公司
Conn-Link Technology Inc.

DESCRIPTION: USB 3.0 Internal Type, 19P, Male, 2.0mm Vertical Type, DIP, PA9T, Black Color

DWG. NO. CU3I-M19-0I2 | REV. A