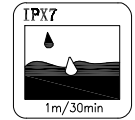


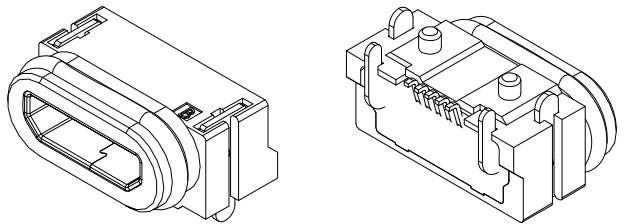
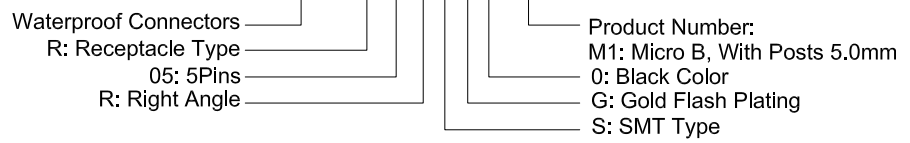
NOTES:

- Material:**
 - Housing: LCP, UL 94V-0 Rated.
 - Color: Black.
 - Cover: PA9T, UL 94V-0 Rated.
 - Color: Black.
 - Contact: Copper Alloy, T=0.20mm.
 - Plating: Gold Plating over Nickel on Contact Area, Tin Plating over Nickel on Solder Tail.
 - Shield: Stainless Steel, T=0.25mm.
 - Plating: Nickel Plating.
 - Metal Posts: SPCC, T=0.30mm.
 - Plating: Tin Plating.
 - Oval Ring & Bond.
 - The Amount of Low Molecular Siloxanes(D3~D10) Less than 200ppm.
 - Hardness of Silicone Rubber: 70°.
 - Horizontal Flash 0.1Max; Longitudinal Flash 0.10max.
- Mechanical:**
 - Insertion Force: 3.6Kg Force Max.
 - Withdrawal Force: 0.8Kg Force(Reference).
 - Durability: 10,000Cycles.
- Electrical Specification:**
 - Current Rating: 1.8A(Pin#1&5), 0.5A (Pin#2, 3, & 4).
 - Contact Resistance: 30mΩ Max Initial.
 - Insulation Resistance: 100MΩ Min Measured by 500V DC.
 - Dielectric Withstanding Voltage: 300V AC per Minute.
- Environmental:**
 - Operating Temperature: -30°C to +80°C.
 - Water Proofness: Based on IPX7 (1m, 30minute.)
 - Body With O-Ring's Seal Area Burrs is 0.05mm Max.



Part Number:

CWPC-R05RSG0-M1



A	05/08/15	RELEASED FOR PRODUCTION	
REV	DATE	DESCRIPTION	
UNLESS OTHERWISE SPECIFIED, DIMENSIONS ARE IN MM. TOLERANCES ARE:		CAD GENERATED DRAWING, DO NOT MANUALLY UPDATE	
DECIMALS	ANGLES	APPROVALS	DATE
.X ± .38	± 3°	DRAWN Chris	05/08/15
.XX ± .25		CHECKED Cindy	05/08/15
.XXX ± .20		APPV Jason	05/08/15
DO NOT SCALE DRAWING	SHEET 1 OF 1	SCALE NONE	DWG. NO. CWPC-R05-0M1



DESCRIPTION: Waterproof Connector, USB2.0 Micro B Type, 5P, Receptacle, R/A, SMD, Gold Flash, Black Color

REV. A